


How to connect ijet pro touch panel


Wire Connections, orientations and pca locations




View of back panel and area of wire connections



3 PCA Wire connection locations



2 wire connections on the micro pc board



USB connection

Note:

The red wire
Orientation is
On the Lower
left pin

*Always check the
connection. it can
easily be plugged in
offset a row up/down
And left/right*

